




AUSONIA

OUR ENERGY. YOUR POWER



TECHNICAL DATA

MT2850SWD

GENSET SPECIFICATIONS

Prime Power (PRP)	2850 kVA	2280 kW
Stand-by (LTP)	3135 kVA	2508 kW
Power factor (cosphi)	0,8	
Voltage	400/230 V	
Frequency	50 Hz	

ENGINE SPECIFICATIONS

Brand	MTU
Type	20V 4000 G24F
Engine power prime	2420 kW
Engine power stand-by	2662 kW
Aspiration	TCA
Cycle	diesel 4 stroke
Cooling	water
Speed	1500 r.p.m.
Cylinders	20 V
Bore x stroke	170 x 210 mm
Displacement	95,400 l
Fuel consumption 75% prime power	426 l/h +/- 5%
Oil consumption	0,3% of fuel consumption
Oil sump capacity	390 l
Coolant engine capacity (radiator and pipeworks to be defined)	260 l
Standard voltage	24 V
Governor type	electronic

ALTERNATOR SPECIFICATIONS

Power (PRP)	2850 kVA
Overload	10% for 1 hour
Voltage	400/230 V
Frequency	50 Hz
Speed	1500 r.p.m.
Temperature rise	H
Insulation class	H
Degree of protection	IP 23

STANDARD EQUIPMENT

Starting motor and alternator battery charger
Dry air filter with removable element
Radiator for engine cooling
Water preheating system
Protection for fan and moving parts
Exhaust gas silencer
Built-in fuel tank 120 l
First filling oil
Skidbase with antivibrating shock-absorbers
Lead type batteries with cables and tray
Lifting devices
4-pole circuit breaker in fixed configuration, manual control

Rating according ISO 8528

Prime Power (PRP)

It is defined as being the maximum power which a generating set is capable of delivering continuously whilst supplying a variable electrical load when operated for an unlimited number of hours per year under the agreed operating conditions with the maintenance intervals and procedures being carried out as prescribed by the manufacturer. The permissible average power output over 24 h of operation shall not exceed 70% of the prime power. A 10% overload capacity is available for a period of 1 hour within a 12-hour period of operation.

Limited-Time Running Power (LTP)

It is defined as the maximum power available, under the agreed operating conditions, for which the generating set is capable of delivering for up to 500 h of operation per year (of which no more than 300 for continuative use) with the maintenance intervals and procedures being carried out as prescribed by the manufacturers. No overload capability is available.





AUSONIA

OUR ENERGY, YOUR POWER



TECHNICAL DATA

MT2850SWD

CONTROL PANEL

- Genset control with automatic management of load transfer DG/Mains
- Controller with thresholds, counters, alarm, status
- LCD display with pushbutton access for monitoring electrical and mechanical parameters
- Advanced programmable I/O functions
- Multilanguages text for measurements setting and messages
- Remote communication interface
- List of events
- Static battery charger

SOUNDPROOFED CONTAINER

- Highly corrosionproof
- Galvanized steel rain proof louvers with fixed wings
- Antianimal protection grid (air intake)
- Exhaust silencer with rain flap
- Insulation with material in fire reaction class A1
- Doors with yale type key
- Emergency stop
- Easy connections for cables installation

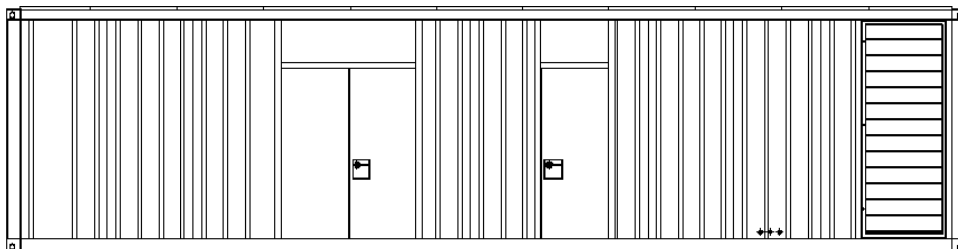
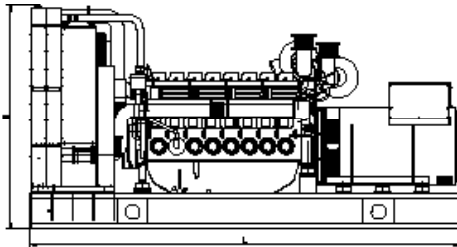
AVAILABLE OPTIONS

- Different soundproofing levels for containerized gensets
- Solutions for arctic or hot environment
- A wide selection of genset controllers and synch panels
- Additional alarms (warning / shutdown)
- Extended fuel tank capacity
- Automatic refuelling kit
- Automatic transfer switch panel (ATS)
- Residential Silencer (for open set only)
- Leak proof tray
- Special tools

DIMENSIONS AND WEIGHTS

Open set on skid base (*)	LxWxH: mm 5480x1680x2860	Dry: kg 17000
Soundproofed container Silent version (*)	LxWxH: mm 12190x2435x2990	Dry: kg 25800

(*) Dimensions refer to the genset only, excluding exhaust muffler and/or remote radiator, whichever is applicable



For further information on our standard and optional features, please contact our sales office at: sales@ausonia.net

